

FORM NO. MGT-7

[Pursuant to sub-Section(1) of section 92 of the Companies Act, 2013 and sub-rule (1) of rule 11of the Companies (Management and Administration) Rules, 2014]



सत्यमेव जयते

Annual Return

Form language ☒ English ☐ Hindi

Refer the instruction kit for filing the form.

I. REGISTRATION AND OTHER DETAILS

(i) * Corporate Identification Number (CIN) of the company

U26942TG1991PLC013359

Pre-fill

Global Location Number (GLN) of the company

* Permanent Account Number (PAN) of the company

AABCP2290D

(ii) (a) Name of the company

PENNA CEMENT INDUSTRIES

(b) Registered office address

H.No.8-2-268/A/1/S & S1, plot No.705
Road No.3, Banjara Hills,
HYDERABAD
Andhra Pradesh
500034

(c) *e-mail ID of the company

cs@pennacement.com

(d) *Telephone number with STD code

04044565300

(e) Website

www.pennacement.com

(iii) Date of Incorporation

24/10/1991

(iv)	Type of the Company	Category of the Company	Sub-category of the Company
	Public Company	Company limited by shares	Indian Non-Government company

(v) Whether company is having share capital



Yes



No

(vi) *Whether shares listed on recognized Stock Exchange(s)



Yes



No

(b) CIN of the Registrar and Transfer Agent

U72400TG2017PTC117649

Pre-fill

Name of the Registrar and Transfer Agent

KFIN TECHNOLOGIES PRIVATE LIMITED

Registered office address of the Registrar and Transfer Agents

Selenium, Tower B, Plot No- 31 & 32,
Financial District, Nanakramguda, Serilingampally

(vii) *Financial year From date 01/04/2020 (DD/MM/YYYY) To date 31/03/2021 (DD/MM/YYYY)

(viii) *Whether Annual general meeting (AGM) held ☐ Yes ☒ No

(a) If yes, date of AGM

(b) Due date of AGM

30/09/2021

(c) Whether any extension for AGM granted

☐ Yes ☒ No

(f) Specify the reasons for not holding the same

Annual General Meeting of the Company is scheduled to be held on 13th May, 2021.

II. PRINCIPAL BUSINESS ACTIVITIES OF THE COMPANY

*Number of business activities

2

S.No	Main Activity group code	Description of Main Activity group	Business Activity Code	Description of Business Activity	% of turnover of the company
1	B	Mining and quarrying	B4	Other Mining & Quarrying Activities	99.7
2	D	Electricity, gas, steam and air condition supply	D1	Electric power generation, transmission and distribution	0.01

III. PARTICULARS OF HOLDING, SUBSIDIARY AND ASSOCIATE COMPANIES (INCLUDING JOINT VENTURES)

*No. of Companies for which information is to be given

3

Pre-fill All

S.No	Name of the company	CIN / FCRN	Holding/ Subsidiary/Associate/ Joint Venture	% of shares held
1	PIONEER CEMENT INDUSTRIES	U26941TG2010PLC070651	Subsidiary	100
2	MARWAR CEMENT LIMITED	U26913MH2008PLC183618	Subsidiary	79.2
3	Singha Cement (Private) Limited		Subsidiary	100

IV. SHARE CAPITAL, DEBENTURES AND OTHER SECURITIES OF THE COMPANY

(i) *SHARE CAPITAL

(a) Equity share capital

Particulars	Authorised capital	Issued capital	Subscribed capital	Paid up capital
Total number of equity shares	200,000,000	133,800,000	133,800,000	133,800,000
Total amount of equity shares (in Rupees)	2,000,000,000	1,338,000,000	1,338,000,000	1,338,000,000

Number of classes

1

Class of Shares	Authorised capital	Issued capital	Subscribed capital	Paid up capital
Equity Share Capital				
Number of equity shares	200,000,000	133,800,000	133,800,000	133,800,000
Nominal value per share (in rupees)	10	10	10	10
Total amount of equity shares (in rupees)	2,000,000,000	1,338,000,000	1,338,000,000	1,338,000,000

(b) Preference share capital

Particulars	Authorised capital	Issued capital	Subscribed capital	Paid-up capital
Total number of preference shares	0	0	0	0
Total amount of preference shares (in rupees)	0	0	0	0

Number of classes

0

Class of shares	Authorised capital	Issued capital	Subscribed capital	Paid up capital
Number of preference shares				
Nominal value per share (in rupees)				
Total amount of preference shares (in rupees)				

(c) Unclassified share capital

Particulars	Authorised Capital
Total amount of unclassified shares	0

(d) Break-up of paid-up share capital

Class of shares	Number of shares	Total nominal amount	Total Paid-up amount	Total premium
Equity shares				
At the beginning of the year	133,800,000	1,338,000,000	1,338,000,000	

Increase during the year	0	0	0	0
i. Public Issues	0	0	0	0
ii. Rights issue	0	0	0	0
iii. Bonus issue	0	0	0	0
iv. Private Placement/ Preferential allotment	0	0	0	0
v. ESOPs	0	0	0	0
vi. Sweat equity shares allotted	0	0	0	0
vii. Conversion of Preference share	0	0	0	0
viii. Conversion of Debentures	0	0	0	0
ix. GDRs/ADRs	0	0	0	0
x. Others, specify <div></div>				
Decrease during the year	0	0	0	0
i. Buy-back of shares	0	0	0	0
ii. Shares forfeited	0	0	0	0
iii. Reduction of share capital	0	0	0	0
iv. Others, specify <div></div>				
At the end of the year	133,800,000	1,338,000,000	1,338,000,000	
Preference shares				
At the beginning of the year	0	0	0	
Increase during the year	0	0	0	0
i. Issues of shares	0	0	0	0
ii. Re-issue of forfeited shares	0	0	0	0
iii. Others, specify <div></div>				
Decrease during the year	0	0	0	0
i. Redemption of shares	0	0	0	0

ii. Shares forfeited	0	0	0	0
iii. Reduction of share capital	0	0	0	0
iv. Others, specify				
At the end of the year	0	0	0	

(ii) Details of stock split/consolidation during the year (for each class of shares)

0

Class of shares		(i)	(ii)	(iii)
Before split / Consolidation	Number of shares			
	Face value per share			
After split / Consolidation	Number of shares			
	Face value per share			

(iii) Details of shares/Debentures Transfers since closure date of last financial year (or in the case of the first return at any time since the incorporation of the company) *

☒ Nil

[Details being provided in a CD/Digital Media]

☐ Yes ☐ No ☐ Not Applicable

Separate sheet attached for details of transfers

☐ Yes ☐ No

Note: In case list of transfer exceeds 10, option for submission as a separate sheet attachment or submission in a CD/Digital Media may be shown.

Date of the previous annual general meeting			
Date of registration of transfer (Date Month Year)			
Type of transfer		1 - Equity, 2- Preference Shares, 3 - Debentures, 4 - Stock	
Number of Shares/ Debentures/ Units Transferred		Amount per Share/ Debenture/Unit (in Rs.)	
Ledger Folio of Transferor			

Transferor's Name	<input type="text"/>	<input type="text"/>	<input type="text"/>
	Surname	middle name	first name
Ledger Folio of Transferee		<input type="text"/>	
Transferee's Name	<input type="text"/>	<input type="text"/>	<input type="text"/>
	Surname	middle name	first name

Date of registration of transfer (Date Month Year) <input type="text"/>			
Type of transfer	<input type="text"/>	1 - Equity, 2- Preference Shares,3 - Debentures, 4 - Stock	
Number of Shares/ Debentures/ Units Transferred	<input type="text"/>	Amount per Share/ Debenture/Unit (in Rs.)	<input type="text"/>
Ledger Folio of Transferor		<input type="text"/>	
Transferor's Name	<input type="text"/>	<input type="text"/>	<input type="text"/>
	Surname	middle name	first name
Ledger Folio of Transferee		<input type="text"/>	
Transferee's Name	<input type="text"/>	<input type="text"/>	<input type="text"/>
	Surname	middle name	first name

(iv) *Indebtedness including debentures (Outstanding as at the end of financial year)

Particulars	Number of units	Nominal value per unit	Total value
Non-convertible debentures	0	0	0
Partly convertible debentures	0	0	0
Fully convertible debentures	0	0	0
Secured Loans (including interest outstanding/accrued but not due for payment) excluding deposits			12,918,219,708
Unsecured Loans (including interest outstanding/accrued but not due for payment) excluding deposits			1,031,341,130
Deposit			0
Total			13,949,560,838

Details of debentures

Class of debentures	Outstanding as at the beginning of the year	Increase during the year	Decrease during the year	Outstanding as at the end of the year
Non-convertible debentures	0	0	0	0
Partly convertible debentures	0	0	0	0
Fully convertible debentures	0	0	0	0

(v) Securities (other than shares and debentures)

0

Type of Securities	Number of Securities	Nominal Value of each Unit	Total Nominal Value	Paid up Value of each Unit	Total Paid up Value
Total					

V. *Turnover and net worth of the company (as defined in the Companies Act, 2013)**(i) Turnover**

24,031,773,776

(ii) Net worth of the Company

11,556,874,330

VI. (a) *SHARE HOLDING PATTERN - Promoters

S. No.	Category	Equity	Preference
--------	----------	--------	------------

		Number of shares	Percentage	Number of shares	Percentage
1.	Individual/Hindu Undivided Family				
	(i) Indian	16,385,000	12.25	0	
	(ii) Non-resident Indian (NRI)	0	0	0	
	(iii) Foreign national (other than NRI)	0	0	0	
2.	Government				
	(i) Central Government	0	0	0	
	(ii) State Government	0	0	0	
	(iii) Government companies	0	0	0	
3.	Insurance companies	0	0	0	
4.	Banks	0	0	0	
5.	Financial institutions	0	0	0	
6.	Foreign institutional investors	0	0	0	
7.	Mutual funds	0	0	0	
8.	Venture capital	0	0	0	
9.	Body corporate (not mentioned above)	44,701,100	33.41	0	
10.	Others P. Prathap Reddy, Managing Part	70,094,800	52.39	0	
	Total	131,180,900	98.05	0	0

Total number of shareholders (promoters)

9

(b) *SHARE HOLDING PATTERN - Public/Other than promoters

S. No.	Category	Equity		Preference	
		Number of shares	Percentage	Number of shares	Percentage
1.	Individual/Hindu Undivided Family				
	(i) Indian	2,594,100	1.94	0	
	(ii) Non-resident Indian (NRI)	0	0	0	
	(iii) Foreign national (other than NRI)	0	0	0	

2.	Government				
	(i) Central Government	0	0	0	
	(ii) State Government	0	0	0	
	(iii) Government companies	0	0	0	
3.	Insurance companies	0	0	0	
4.	Banks	0	0	0	
5.	Financial institutions	0	0	0	
6.	Foreign institutional investors	0	0	0	
7.	Mutual funds	0	0	0	
8.	Venture capital	0	0	0	
9.	Body corporate (not mentioned above)	25,000	0.02	0	
10.	Others	0	0	0	
	Total	2,619,100	1.96	0	0

Total number of shareholders (other than promoters)

12

**Total number of shareholders (Promoters+Public/
Other than promoters)**

21

VII. *NUMBER OF PROMOTERS, MEMBERS, DEBENTURE HOLDERS
(Details, Promoters, Members (other than promoters), Debenture holders)

Details	At the beginning of the year	At the end of the year
Promoters	9	9
Members (other than promoters)	12	12
Debenture holders	0	0

VIII. DETAILS OF DIRECTORS AND KEY MANAGERIAL PERSONNEL









(A) *Composition of Board of Directors

Category	Number of directors at the beginning of the year		Number of directors at the end of the year		Percentage of shares held by directors as at the end of year	
	Executive	Non-executive	Executive	Non-executive	Executive	Non-executive

A. Promoter	1	2	1	2	10.19	0.41
B. Non-Promoter	2	5	2	4	0	0
(i) Non-Independent	2	0	2	0	0	0
(ii) Independent	0	5	0	4	0	0
C. Nominee Directors representing	0	0	0	0	0	0
(i) Banks & FIs	0	0	0	0	0	0
(ii) Investing institutions	0	0	0	0	0	0
(iii) Government	0	0	0	0	0	0
(iv) Small share holders	0	0	0	0	0	0
(v) Others	0	0	0	0	0	0
Total	3	7	3	6	10.19	0.41

Number of Directors and Key managerial personnel (who is not director) as on the financial year end date 11

(B) (i) *Details of directors and Key managerial personnel as on the closure of financial year

Name	DIN/PAN	Designation	Number of equity share(s) held	Date of cessation (after closure of financial year : If any)
PRATHAP REDDY PUTI 	00093176	Managing Director	13,635,000	
VENUGOPAL REDDY P 	00094146	Director	300,000	
RAVINDRANATH KANC 	00117940	Director	0	
DEEPTHI REDDY PUTI 	00264481	Director	250,000	
LAKSHMI DABBARA K 	00822385	Whole-time director	0	
SAIRAM BHASKAR MC 	01430951	Director	0	
PANJA PRADEEP KUM 	03614568	Director	0	
ANIL KUMAR KUTTY	00055634	Director	0	
VIKRAM BEZAWADA	02086809	Whole-time director	0	15/04/2021
VENUGOPAL REDDY P 	ABKPP2377C	CFO	0	
RAJ KUMAR SINGH	AODPS4886F	Company Secretar	0	

(ii) Particulars of change in director(s) and Key managerial personnel during the year 1

Name	DIN/PAN	Designation at the beginning / during the financial year	Date of appointment/ change in designation/ cessation	Nature of change (Appointment/ Change in designation/ Cessation)
SANTOSHKUMAR REDDY	00015092	Director	20/02/2021	Cessation due to resignation under s

IX. MEETINGS OF MEMBERS/CLASS OF MEMBERS/BOARD/COMMITTEES OF THE BOARD OF DIRECTORS

A. MEMBERS/CLASS /REQUISITIONED/NCLT/COURT CONVENED MEETINGS

Number of meetings held

1

Type of meeting	Date of meeting	Total Number of Members entitled to attend meeting	Attendance	
			Number of members attended	% of total shareholding
Annual General Meeting	19/09/2020	21	7	96.86

B. BOARD MEETINGS

*Number of meetings held

4

S. No.	Date of meeting	Total Number of directors associated as on the date of meeting	Attendance	
			Number of directors attended	% of attendance
1	19/08/2020	10	10	100
2	17/12/2020	10	10	100
3	24/02/2021	9	8	88.89
4	26/03/2021	9	7	77.78

C. COMMITTEE MEETINGS

Number of meetings held

4

S. No.	Type of meeting	Date of meeting	Total Number of Members as on the date of the meeting	Attendance	
				Number of members attended	% of attendance
1	Audit Committee	19/08/2020	4	4	100
2	Nomination and Remuneration Committee	19/08/2020	3	3	100
3	Corporate Social Responsibility Committee	19/08/2020	4	4	100
4	Audit Committee	17/12/2020	4	4	100

D. *ATTENDANCE OF DIRECTORS

S. No.	Name of the director	Board Meetings			Committee Meetings			Whether attended AGM held on
		Number of Meetings which director was entitled to attend	Number of Meetings attended	% of attendance	Number of Meetings which director was entitled to attend	Number of Meetings attended	% of attendance	
								(Y/N/NA)
1	PRATHAP REDDY	4	4	100	0	0	0	
2	VENUGOPAL REDDY	4	3	75	1	1	100	
3	RAVINDRANATHAN	4	3	75	0	0	0	
4	DEEPTHI REDDY	4	3	75	1	1	100	
5	LAKSHMI DABBAR	4	4	100	1	1	100	
6	SAIRAM BHASKAR	4	4	100	3	3	100	
7	PANJA PRADIP	4	4	100	3	3	100	
8	ANIL KUMAR	4	4	100	3	3	100	
9	VIKRAM BEZAWADA	4	4	100	3	3	100	

X. *REMUNERATION OF DIRECTORS AND KEY MANAGERIAL PERSONNEL
☐ Nil

Number of Managing Director, Whole-time Directors and/or Manager whose remuneration details to be entered

3

S. No.	Name	Designation	Gross Salary	Commission	Stock Option/ Sweat equity	Others	Total Amount
1	PRATHAP REDDY	Managing Director	15,000,000	32,234,440	0	0	47,234,440
2	VIKRAM BEZAWADA	Whole Time Director	12,000,000	0	0	0	12,000,000
3	LAKSHMI DABBAR	Whole Time Director	13,366,664	0	0	0	13,366,664
	Total		40,366,664	32,234,440	0	0	72,601,104

Number of CEO, CFO and Company secretary whose remuneration details to be entered

2

S. No.	Name	Designation	Gross Salary	Commission	Stock Option/ Sweat equity	Others	Total Amount
1	VENUGOPAL REDDY	Chief Financial Officer	6,533,200	0	0	0	6,533,200
2	RAJ KUMAR SINGH	Company Secretary	3,418,236	0	0	0	3,418,236

S. No.	Name	Designation	Gross Salary	Commission	Stock Option/ Sweat equity	Others	Total Amount
	Total		9,951,436	0	0	0	9,951,436

Number of other directors whose remuneration details to be entered

7

S. No.	Name	Designation	Gross Salary	Commission	Stock Option/ Sweat equity	Others	Total Amount
1	VENUGOPAL REDDI	Director	0	0	0	125,000	125,000
2	RAVINDRANATH K	Director	0	0	0	75,000	75,000
3	DEEPTHI REDDY F	Director	0	0	0	100,000	100,000
4	SAIRAM BHASKAR	Director	0	0	0	200,000	200,000
5	PANJA PRADEEP I	Director	0	0	0	200,000	200,000
6	ANIL KUMAR KUTTI	Director	0	0	0	200,000	200,000
7	SANTOSHKUMAR	Director	0	0	0	50,000	50,000
	Total		0	0	0	950,000	950,000

XI. MATTERS RELATED TO CERTIFICATION OF COMPLIANCES AND DISCLOSURES

* A. Whether the company has made compliances and disclosures in respect of applicable provisions of the Companies Act, 2013 during the year ☒ Yes ☐ No

B. If No, give reasons/observations

XII. PENALTY AND PUNISHMENT - DETAILS THEREOF

(A) DETAILS OF PENALTIES / PUNISHMENT IMPOSED ON COMPANY/DIRECTORS /OFFICERS ☒ Nil

Name of the company/ directors/ officers	Name of the court/ concerned Authority	Date of Order	Name of the Act and section under which penalised / punished	Details of penalty/ punishment	Details of appeal (if any) including present status

(B) DETAILS OF COMPOUNDING OF OFFENCES ☒ Nil

Name of the company/ directors/ officers	Name of the court/ concerned Authority	Date of Order	Name of the Act and section under which offence committed	Particulars of offence	Amount of compounding (in Rupees)

XIII. Whether complete list of shareholders, debenture holders has been enclosed as an attachment

☒ Yes ☐ No

XIV. COMPLIANCE OF SUB-SECTION (2) OF SECTION 92, IN CASE OF LISTED COMPANIES

In case of a listed company or a company having paid up share capital of Ten Crore rupees or more or turnover of Fifty Crore rupees or more, details of company secretary in whole time practice certifying the annual return in Form MGT-8.

Name

SRIKANTH SOMEPALLI

Whether associate or fellow

☒ Associate ☐ Fellow

Certificate of practice number

7999

I/We certify that:

(a) The return states the facts, as they stood on the date of the closure of the financial year aforesaid correctly and adequately.

(b) Unless otherwise expressly stated to the contrary elsewhere in this Return, the Company has complied with all the provisions of the Act during the financial year.

Declaration

I am Authorised by the Board of Directors of the company vide resolution no. ..

10

dated

24/01/2019

(DD/MM/YYYY) to sign this form and declare that all the requirements of the Companies Act, 2013 and the rules made thereunder in respect of the subject matter of this form and matters incidental thereto have been complied with. I further declare that:

1. Whatever is stated in this form and in the attachments thereto is true, correct and complete and no information material to the subject matter of this form has been suppressed or concealed and is as per the original records maintained by the company.
2. All the required attachments have been completely and legibly attached to this form.

Note: Attention is also drawn to the provisions of Section 447, section 448 and 449 of the Companies Act, 2013 which provide for punishment for fraud, punishment for false statement and punishment for false evidence respectively.

To be digitally signed by

Director

DIN of the director

00093176

To be digitally signed by

☒ Company Secretary

☐ Company secretary in practice

Membership number

14265

Certificate of practice number

Attachments

1. List of share holders, debenture holders
2. Approval letter for extension of AGM;
3. Copy of MGT-8;
4. Optional Attachement(s), if any

Attach**Attach****Attach****Attach****List of attachments**

List of shareholders - PCIL.pdf

Remove attachment

Modify

Check Form

Prescrutiny

Submit

This eForm has been taken on file maintained by the Registrar of Companies through electronic mode and on the basis of statement of correctness given by the company